


Revision

Antonyms

1. Place the words from the central list beneath their corresponding antonyms.

naughty

nice

purposefully

deliberately

good

accidentally

2. Which word below is an antonym for all the others?


undoable

possible

impossible

3. Bishara is thinking about antonyms of the word 'regular'.

To find correct antonyms of the word 'regular', I need to work out what the antonyms will mean.



Bishara

Help Bishara by writing a possible definition for an antonym of 'regular'.

Explain why you chose that definition.

Revision

Synonyms and Antonyms

4. Sort the words below into the correct place on the table, based on whether they are a synonym or an antonym of the word frequent.

Synonym	Antonym

many

few

rare

often

scarce

common

regular

occasional



VF
HW/Ext

5. For each word, label the synonym (s) and antonym (a).

A. achieve

occupy

☐

fail

☐

succeed

☐

vacate

☐

B. amateur

loser

☐

expert

☐

winner

☐

novice

☐

C. curious

hectic

☐

indifferent

☐

interested

☐

casual

☐

VF
HW/Ext

L.O. To be able to write an effective story opening using either action, dialogue or description.

If you are interested in stories with happy endings, you would be better off reading some other book. In this book, not only is there no happy ending, there is no happy beginning and very few happy things in the middle. This is because not very many happy things happened in the lives of the three Baudelaire youngsters. Violet, Klaus, and Sunny Baudelaire were intelligent children, and they were charming, and resourceful, and had pleasant facial features, but they were extremely unlucky, and most everything that happened to them was rife with misfortune, misery, and despair. I'm sorry to tell you this, but that is how the story goes.

Which word/words tell the reader that the children are able to look after themselves?

What do you think the word rife means?

How does this story opening hook you in?

Story openings:

Common ways in which you can begin a story:

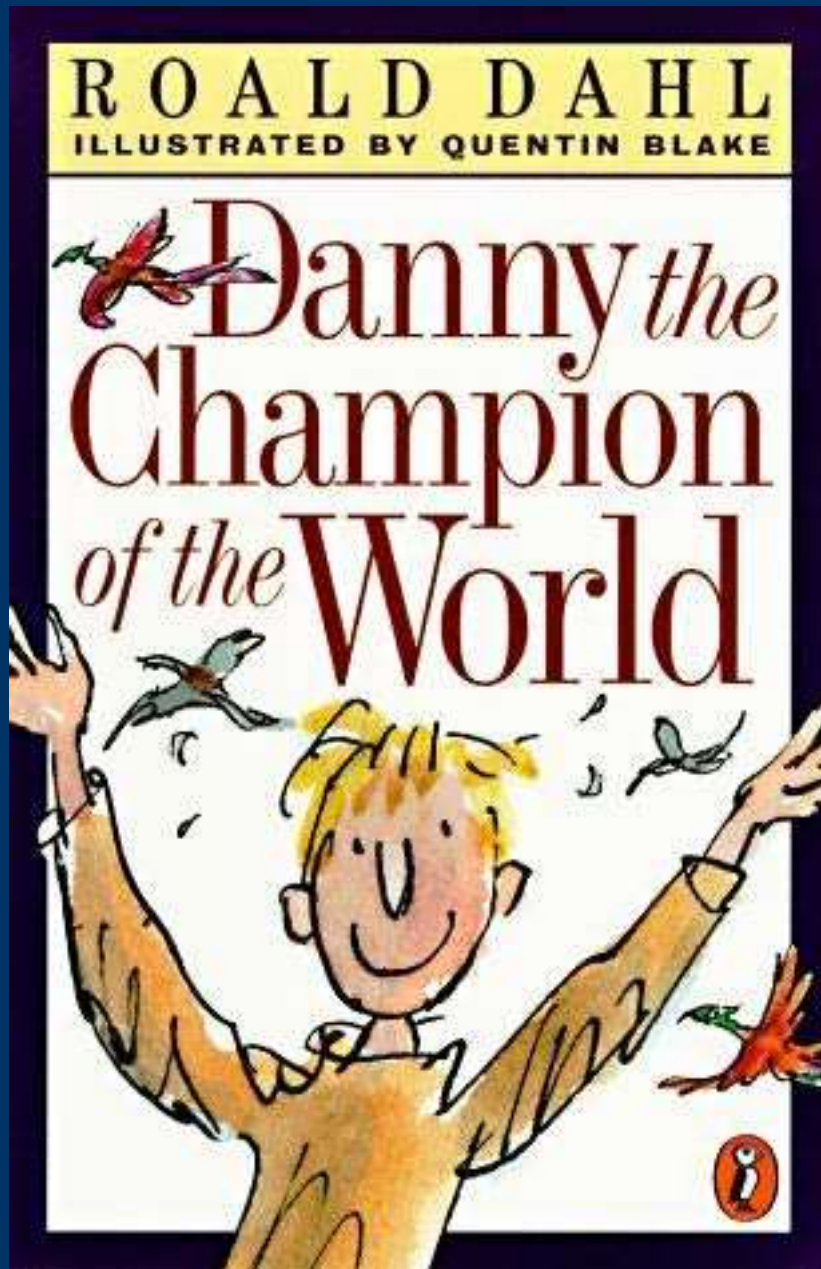
- Describing a character
 - Describing the setting
 - Beginning with an action
 - Beginning with dialogue (talking)
-
-

L.O. To be able to write an effective story opening using either action, dialogue or description.

Read the story openings on the next few slides and think:

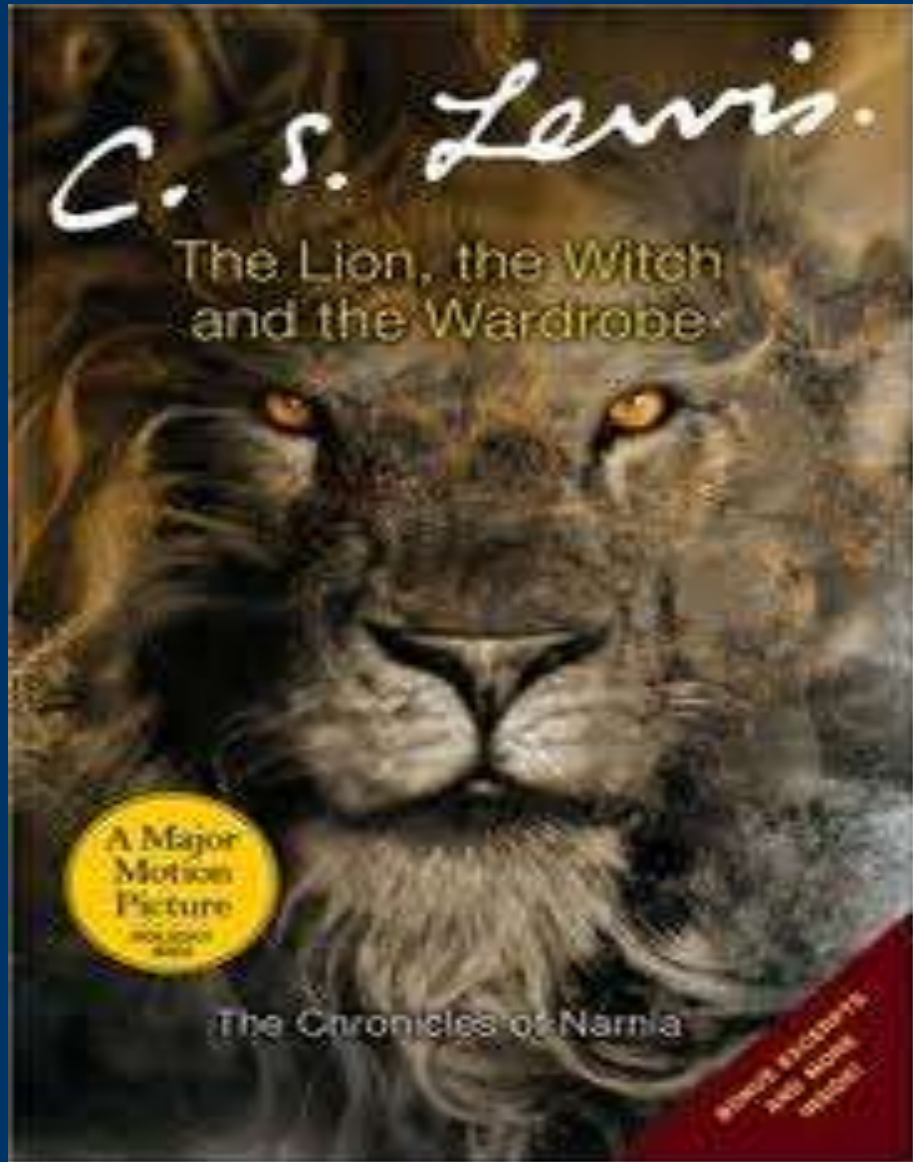
- 1) What type of opening do you think it is?
- 2) How has the author tried to hook you in to the story?

L.O. To write an effective story opening using either action, dialogue or description.




When I was four months old, my mother died suddenly and my father was left to look after me all by himself.

L.O. To be able to write an effective story opening using either action, dialogue or description.



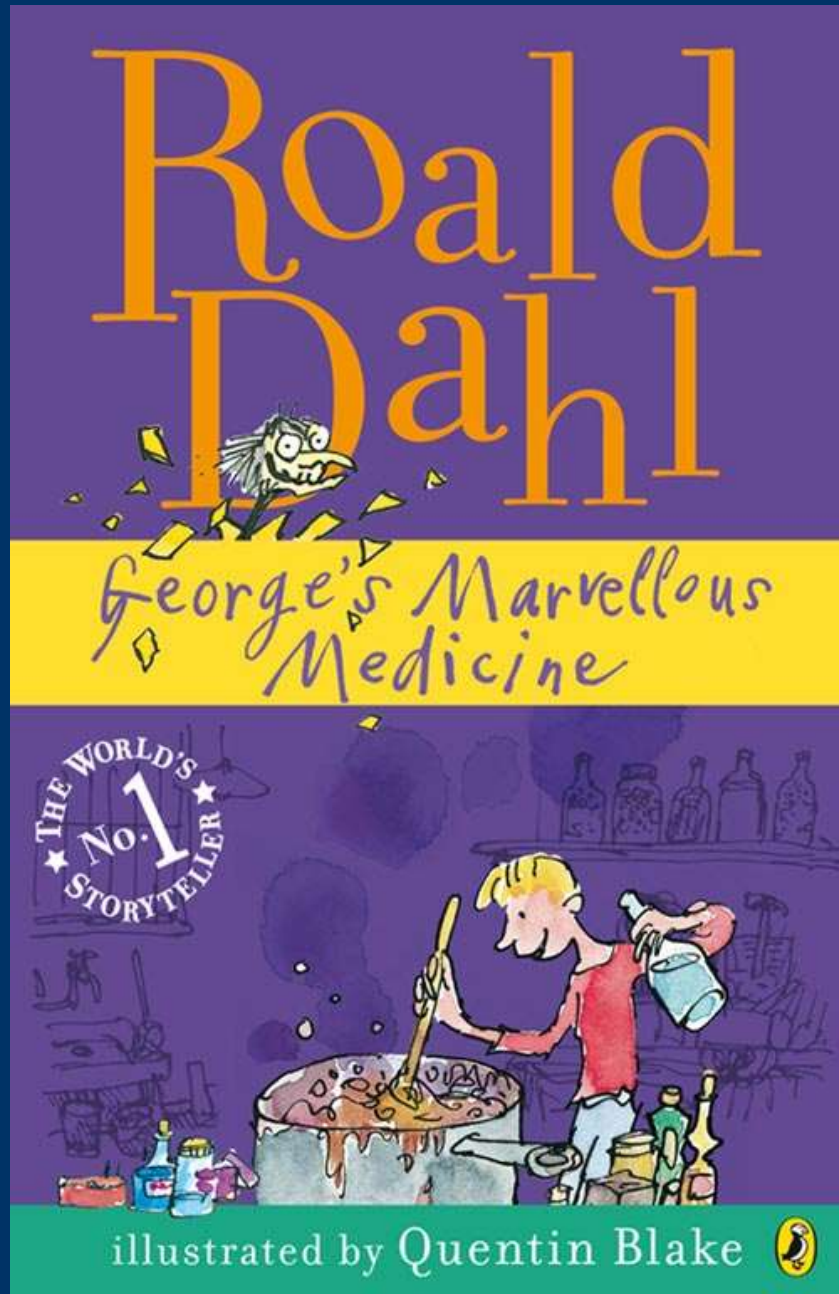
Once there were
four children
whose names
were Peter,
Susan, Edmund
and Lucy.

L.O. To be able to write an effective story opening using either action, dialogue or description.



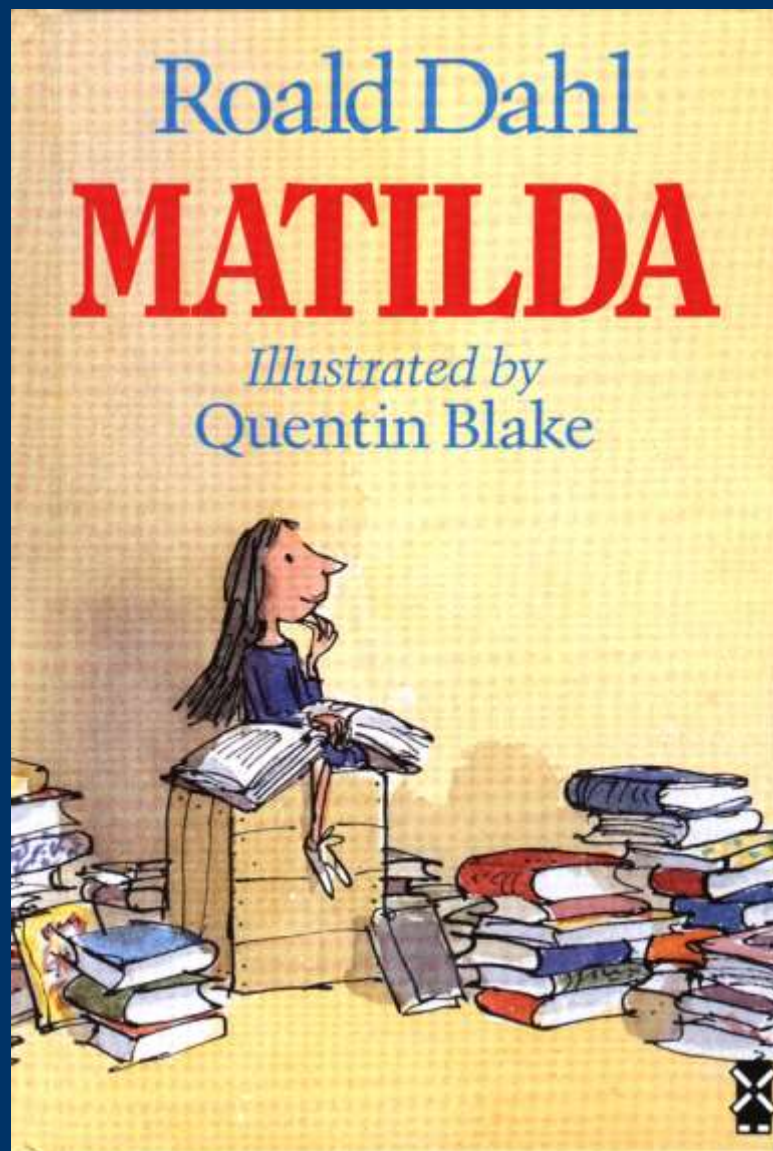
The hottest day of the summer so far was drawing to a close and a drowsy silence lay over the large, square houses of Privet Drive.

L.O. To be able to write an effective story opening using either action, dialogue or description.



I'm going shopping
in the village,"
George's mother
said to George on
Saturday morning.
"So be a good boy
and don't get up to
mischief."

L.O. To write an effective story opening using either action, dialogue or description.



It's a funny thing about mothers and fathers. Even when their own child is the most disgusting little blister you could ever imagine, they still think that he or she is wonderful.

L.O. To be able to write an effective story opening using either action, dialogue or description.

Remember!

The opening of a story should normally have:

An interesting, dramatic or exciting opening sentence
using one of the opening components discussed

Information about the setting - where and when the
story is set, with a little description about it

Character introduced

Your task

- To write an opening for your story using at least one of the four different ways covered.
 - Hook the reader in with a dramatic or exciting beginning.
 - Help the reader to visualise the situation by providing a description.
 - Give a little information about the setting.
 - Story writing tips
-
-